



LIRUNEX

TRANSPARENT · SAFE · TRUSTWORTHY

How to check the User ID

Updated on : 29 December 2021

Web Trader

User ID guideline



Trader's Room

1

Email / Username

Password

Sign In

2

Get Started

[Forgot Password](#)

Step 1 :

Login to my.lirunex.com.

Enter **Email/Username** and **Password**.

Step 2 :

Click on "**Sign In**".

The screenshot shows the 'Fund Wallet' section of the Lirunex trading platform. At the top, there is a 'Fund Wallet' button and a navigation bar with icons for a chat bubble, a notification bell with '316' alerts, a language selector 'EN', and a profile icon 'LT'. The profile icon is highlighted with a red box and a red circle containing the number '3'. A dropdown menu is open from the profile icon, showing the account name 'Lirunex Test Acco...' and three options: 'Personal Information' (highlighted with a red box and a red circle containing the number '4'), 'Trading Profile Page', and 'Logout'. Below the navigation bar, there are buttons for 'WebTrader' and 'Link MT4 Account'. A table below shows account performance metrics.

Balance	Realized P/L	Unrealized P/L	Dividend	Total Fee Paid	Stats Updated On
0.00	0.00	0.00	0.00	0.00	16 Jul 2020 09:06 AM
-0.38	0.00	0.00	0.00	0.00	01 Aug 2020 12:16 PM
-0.38	0.00	0.00	0.00	0.00	01 Aug 2020 12:14 PM

Step 3:

Tap on your profile or initials at the top of the screen.

Step 4:

On the dropdown menu, click on the “Personal Information”

Personal Information



First Name

Lirunex

Last Name

Test Account

Username

tr1.testing

5

Userid

1484

Date of Birth

02/06/1992

Referral ID

2195

Registered On

13/12/2019

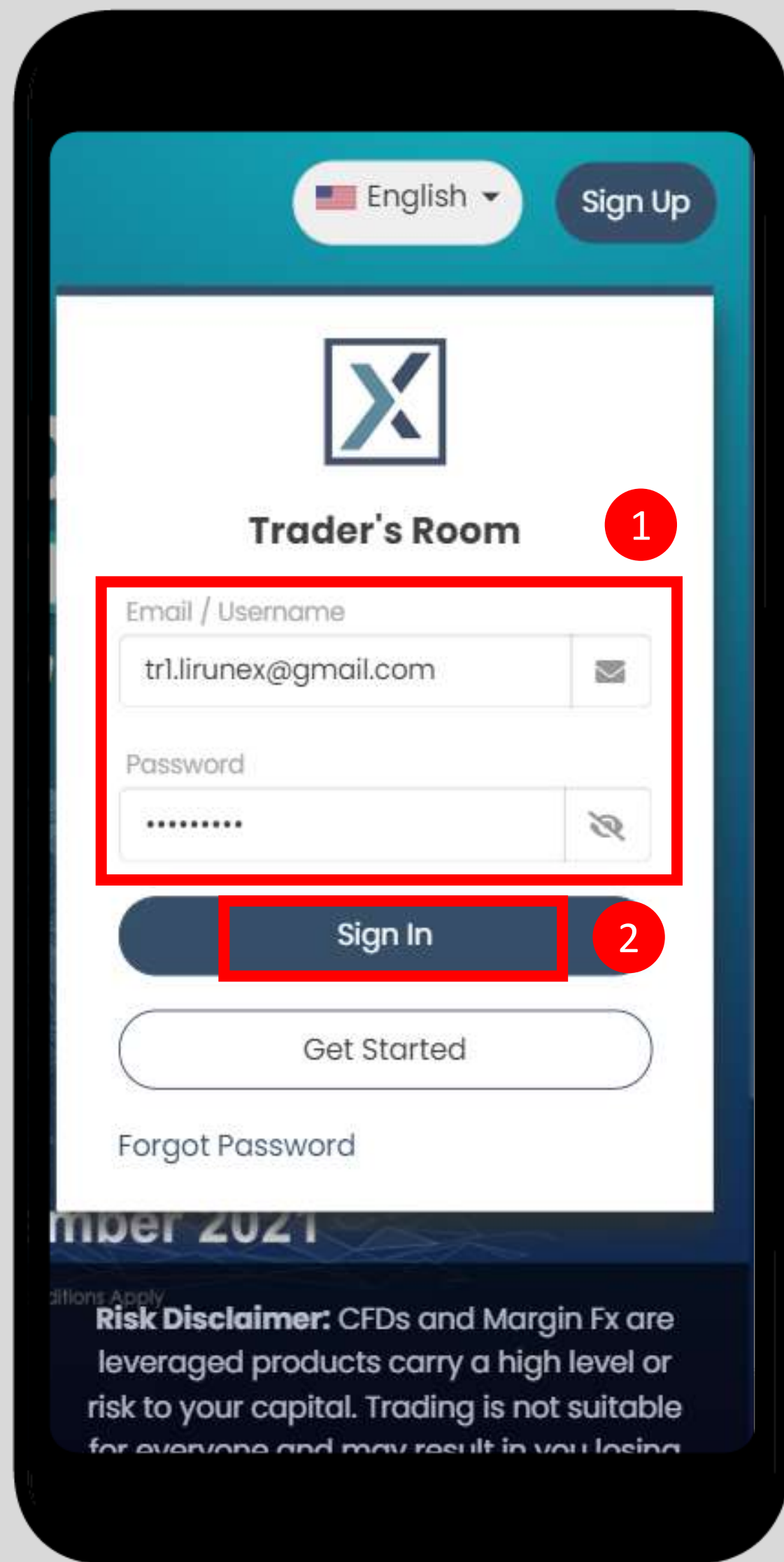
 [Change Password ?](#)

Note: If you want to update Personal Information, Please raise a [Service Request](#) from Help Desk and attach an appropriate identity proof.

Step 5:

You will find the User ID under the personal information section.

Mobile Browser User ID guideline



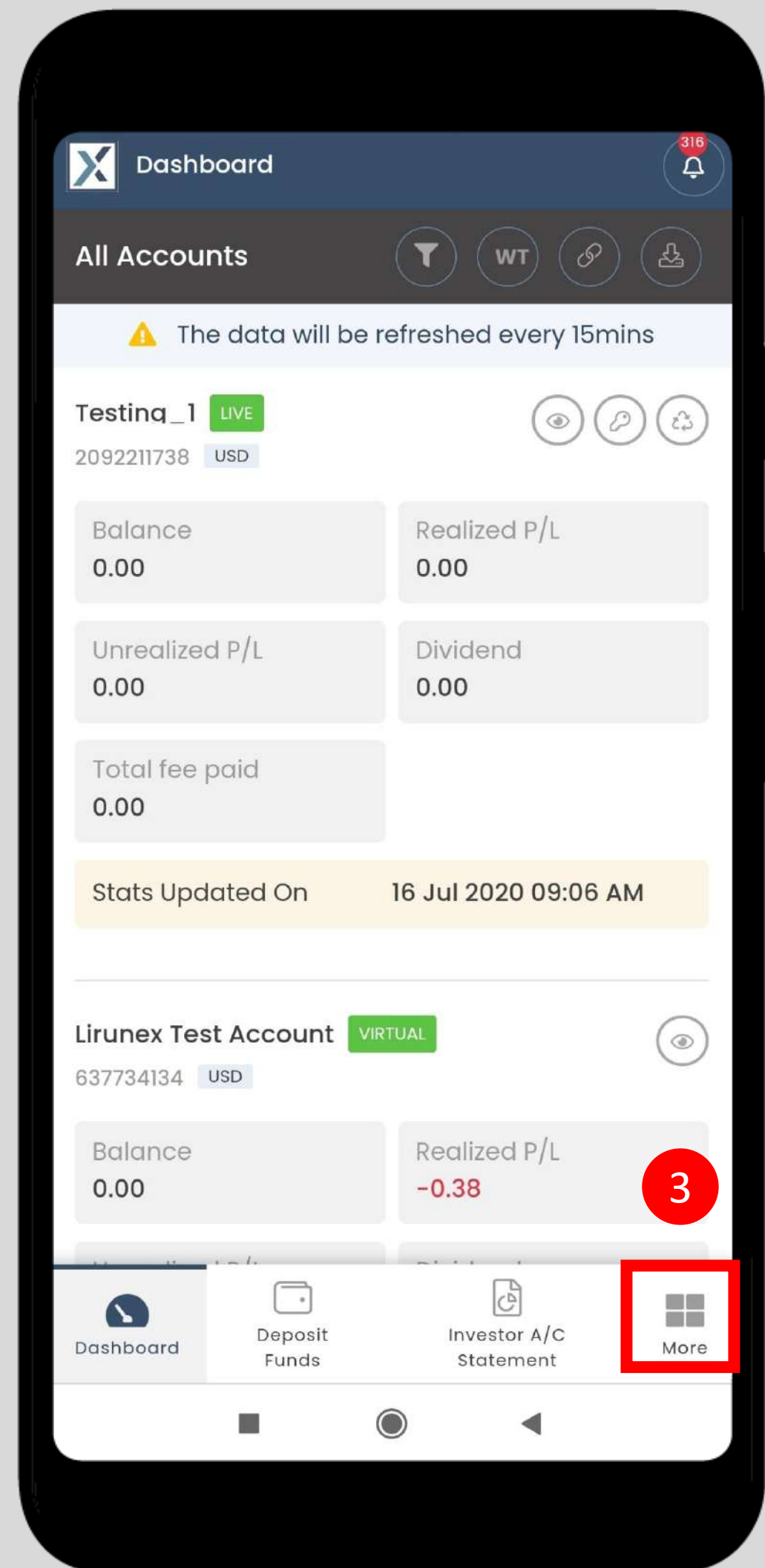
Step 1 :

Login to my.lirunex.com.

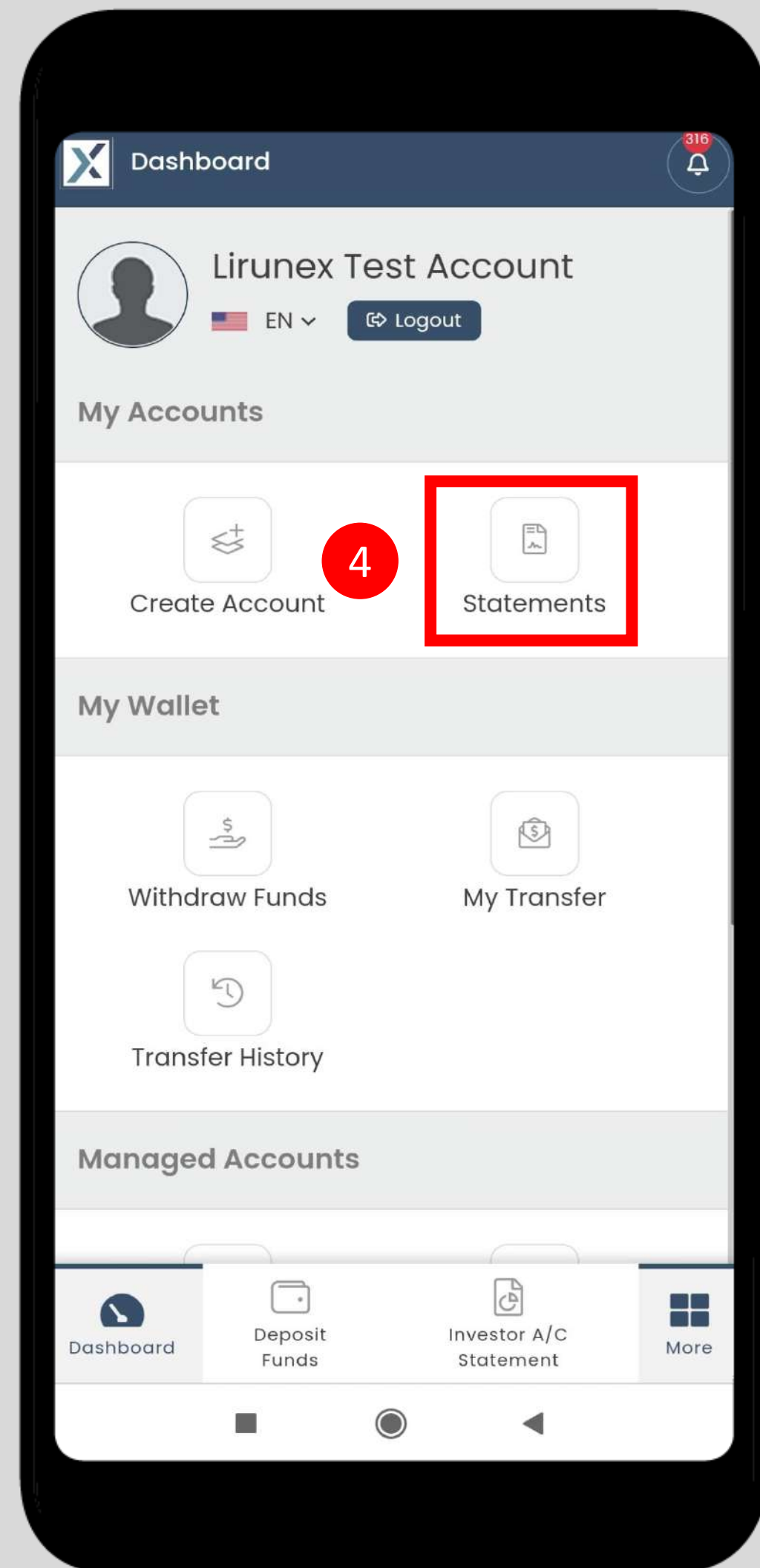
Enter **Email/Username** and **Password**.

Step 2 :

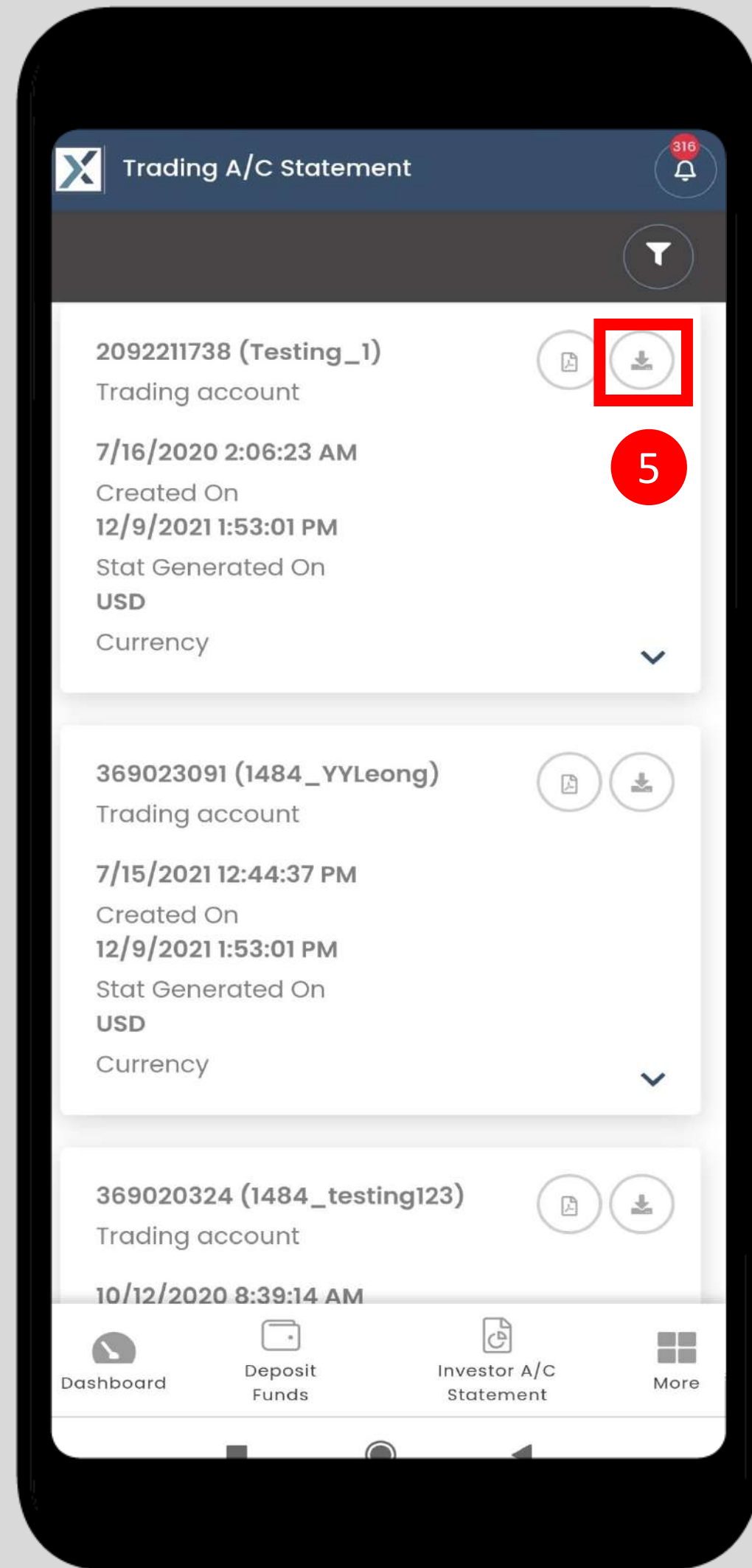
Click on **“Sign In”**.



Step 3 :
Tap on the **more** to view the **statements**



Step 4 :
Click on the **statement.**



Step 5 :
Download the **statements.**

Sheet1 Data						...
	A	B	C	D		
1	Userld	Monthld	Month	Yearld	Accoun	
2	6 1484		12December	2021	Testing_	
3						
4						
5						
6						
7						
8						
9						

Step 6 :

You will find the **User ID** under the statements.



Asia Business Address :

📍 1-23A, 1st Floor, Paragon,
Jalan Tun Mustapha, 87008 Labuan F. T., Malaysia

✉ support@lirunex.com 🌐 www.lirunex.com

Europe Business Address:

📍 Gorgonon 14 Street, Patsalos Plaza 3rd
Floor, Office 305, 6047, Larnaca, Cyprus.

✉ info@lirunex.eu 🌐 www.lirunex.eu